

DocuCentre-V 3065 / 3060 / 2060



DocuCentre-V 3065 / 3060 / 2060

Easy to Operate, Easy to Collaborate



A compact multifunction device saving work, space, and cost.

Based on the foundation of solid basic functions, the functionality of the DocuCentre-V 3065 / 3060 / 2060 can be enhanced to suit your work style. Excellent noise-free environmental performance is provided in addition to easy-to-use operability and visibility. Includes a variety of features that increase efficiency of day-to-day operations and reduce cost. The birth of a dependable monochrome multifunction device that supports operations within a small office.

<div style="background-color: #4CAF50; color: white; padding: 5px; border-radius: 10px; display: inline-block;">Copy</div> <div style="display: flex; justify-content: space-around; width: 100%;"> 3065 3060 2060 </div> <div style="display: flex; justify-content: space-around; width: 100%; font-size: 24px; font-weight: bold;"> 35 30 25 </div> <p style="text-align: center; font-size: 12px;">ppm*1</p>	<div style="background-color: #4CAF50; color: white; padding: 5px; border-radius: 10px; display: inline-block;">Print</div> <div style="display: flex; justify-content: space-around; width: 100%;"> 3065 3060 2060 </div> <div style="display: flex; justify-content: space-around; width: 100%; font-size: 24px; font-weight: bold;"> 35 30 25 </div> <p style="text-align: center; font-size: 12px;">ppm*1</p>	<div style="background-color: #4CAF50; color: white; padding: 5px; border-radius: 10px; display: inline-block;">Fax</div> <div style="font-size: 24px; font-weight: bold;">Super G3 Supported</div>	<div style="background-color: #4CAF50; color: white; padding: 5px; border-radius: 10px; display: inline-block;">Scan</div> <div style="font-size: 12px;">B / W, Colour</div> <div style="font-size: 24px; font-weight: bold;">55</div> <p style="font-size: 12px;">ppm*2</p>
---	--	--	---



*1: A4 LEF
 *2: Fuji Xerox Standard Paper (A4 LEF) 200dpi, to Folder.

● : Standard ○ : Optional

	Copy	Print	Fax	Scan	DADF
Model-DC	●	○	○	○	●
Model-CP	●	●	○	○	●

* The picture shows the multifunction device with options: Side Tray and Fax Kit.

DocuCentre-V 3065 / 3060 / 2060

A variety of options with a variety of combinations.
Flexibly adapting to any installation space.




Optional Functions



① Finisher-A1
Staple



② Finisher-B1
Staple 2-hole punch



③ Booklet Maker Unit for
Finisher B1
Staple 2-hole punch+saddle staple



④ 1 Tray Module



⑤ 1 Tray Module with Cabinet



⑥ 3 Tray module

Convenient inner output tray, bypass tray that can be used to print on envelope



The inner output tray and optional side tray allow you to switch output trays for copy, fax, and print jobs.



The bypass tray is convenient for printing on envelopes used when sending delivery notes and invoices.

More efficient use of multifunction device



Easy Fingertip Control.

The new DocuCentre-V series take advantage of technology seen in smartphones and tablets by enabling users to operate the devices intuitively, for faster and more efficient production. Four different gestures – tap, double-tap, drag and flick – can be used to scroll and switch functions smoothly and quickly.

* Pinch in and pinch out operations (zooming in/out with two fingers) are not supported.

Clear printout

Faithfully reproduce detailed figures in high-quality 1200 x 1200 dpi resolution.

Faster scan

A monochrome multifunction device equipped with high speed colour scanner. Large volume paper documents can be turned into electronic form easily with the use of Duplex Automatic Document Feeder.



Scan data can be converted to DocuWorks document or PDF when sending as e-mail or storing in PC. Also available are functions such as OCR* useful for search, compression to reduce communication load, and password to provide security. Scanned data can be saved directly to USB memory.

* Optional.

Two easy-to-use scan applications are available

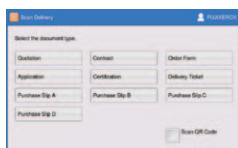
Scan Auto (personal use)

Automatically send scanned file to yourself. No need to worry about setting because scan settings are automated.



By task Scan Delivery (group use)*

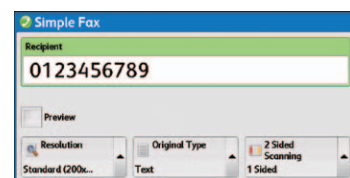
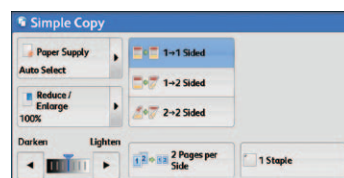
Press a button specific to the type of document and send the scanned file to the specified storage destination. The administrator configures in advance so there is no need to configure individually.



* Optional.

Easy operation from “Simple” windows

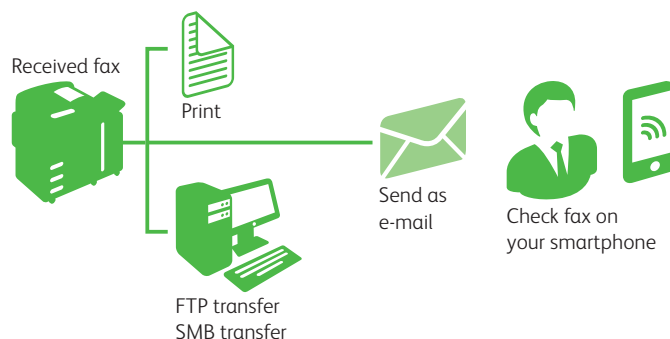
“Simple Copy” and “Simple Fax” windows are available to easy operation. This operation by showing only the basic settings. Easier to read with 5 mm font.



Waste-free fax

[Reception]

Received fax documents are stored in a folder and you can view their thumbnails to print only the necessary documents. This reduces unnecessary print out. Once a fax is stored in a folder, you can send it by mail or transfer it to a shared folder in addition to printing. You can even check the content of your fax on your smartphone while on the go.



[Sending]

Direct Fax (sending fax directly from PC) can also be used. Sent fax documents can also be saved as PDF and sent as e-mail attachments.

[Reject]

Allows administrators to block incoming faxes from certain numbers and anonymous numbers.

Supports secure and waste-free output

Print jobs are stored in the storage device of the multifunction device and output only after authenticating. This prevents uncollected print output and print error. You can also set the number of copies or change the print settings such as from 2 to 1 sided or color to monochrome mode during output. Thus reducing error, waste, and TCO.

* Requires use of authenticate mode.

Authentication using IC card

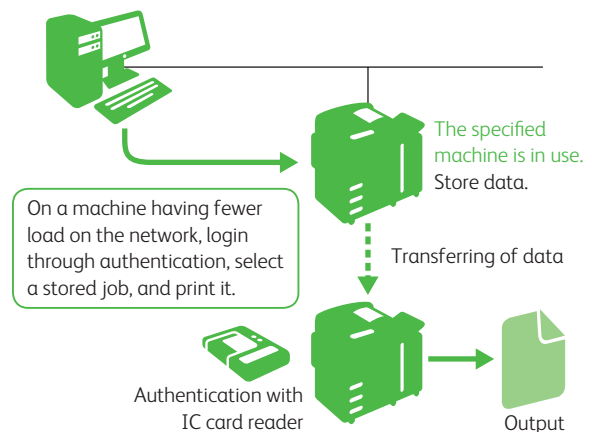
The authentication function can be used to restrict unauthorized users from accessing the multifunction device. You can also check each user's usage from the job log. Authentication using an IC card is also possible by adding an IC card reader to the multifunction device.

Efficiently utilize multiple multifunction devices

Printable from Any Machine on Demand

After a job has been sent to the device, users can choose the "Server-less On-demand" feature to print it from any machine on the network on demand, simply by logging on to the machine. Even if the selected device is in use, users can choose their job from another machine and print it. No dedicated server is required for this feature. It is also possible to use up to five devices in this way by grouping them – for example, by floor or workgroup.

* Optional.



Easy printing wherever you are

Print Utility for iOS / Android

This free Fuji Xerox application lets you output web pages, pictures, DocuWorks and PDF documents^{*1}, and import scanned documents to mobile devices. You can configure it to print N-up and duplex. Server-less On-demand printing^{*2} is also available by assigning authentication information. Additionally, the application is supported by standard printing frameworks on Android™ OS 4.4 or later. More applications allow output using Print Utility for Android.

* Print Utility can be downloaded for free from the App Store (iOS) or Google Play™ (Android).

*1: Outputting DocuWorks and PDF documents requires DocuWorks Viewer Light for iPhone/iPad or DocuWorks Viewer Light for Android.

*2: Optional.

Google Cloud Print

By registering the multi-function device with Google Cloud Print, you can output documents via the cloud from Android™ devices, Chromebook™ and computers. Giving permission to office visitors provides them with a printing environment without connecting to your Intranet.

* Google Cloud Print is a web printing service from Google.



Wi-Fi Direct®

Wi-Fi Direct® can be used with a wireless LAN adaptor. You can connect personal mobile devices directly to the multifunction device then print. Using a wireless LAN access point allows you to separate connections from business mobile devices and computers on an Intranet.

* Optional.

AirPrint

Supports AirPrint, iOS and OS X standard print functions. You can output e-mails and documents created with Apple applications, including Safari, Map, Numbers, Pages and Keynote, and Microsoft applications such as Word, Excel and PowerPoint.



Mopria® Print

You can output on a Mopria-certified device from Mopria Print Service* installed on mobile devices without installing different printing applications of models or manufacturers.

* Mopria Print Service can be downloaded for free from Google Play™. (Android™ 4.4 or later)



Environmentally responsible

Excellent noise reduction performance through airflow design

Natural convection is used in addition to reducing the number of cooling fans and the fan is stopped completely during standby. This enables energy-saving and ultra-low noise during standby (3.3B¹). Also, the 6.7B² noise level during operation is hardly noticeable enabling installation on top or side of a desk with no problem.

* For DocuCentre-V 2060

*1: A-weighted sound power level (LwAd), A-weighted emission sound pressure level (LpAm) is 16dB. Measurement is ISO7779.


*2: A-weighted sound power level (LwAd), emission sound pressure level (LpAm) is 49dB. Measurement is ISO7779.

Using environmentally safe new materials

Facing the challenges of modern society such as global warming, petroleum resource depletion and food problem, Fuji Xerox is engaged in the research and development of environment friendly cellulosic bio-based plastics. The newly developed “woody non-edible biomass plastics” has more strength and flame resistance compared with the conventional petroleum-based plastics and enables reduction of CO₂ emissions. It is adopted also for some parts of new products.

“Smart Energy Management” for Specific Power Use

Power consumption and CO₂ emissions are reduced by supplying power only to the portion to be used depending on the used functions. For example, during scanning or fax transmission, no power is supplied to unnecessary output device.



Quickly reverting operation panel

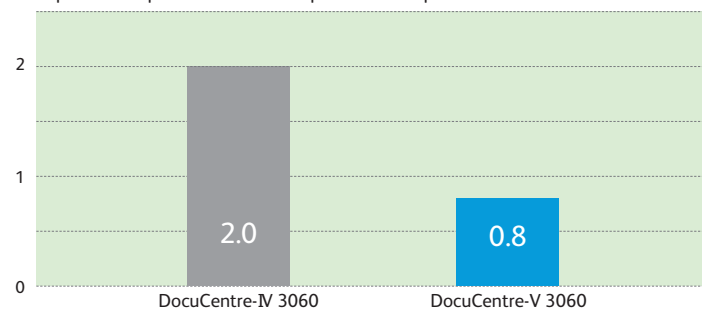
The control panel becomes available about 3 seconds after pressing the power save button. Promoting environmental awareness without special consideration.

Energy-saving design consuming less than 0.8 W* power during sleep mode

The newly adopted low-power controller and fax boards significantly improve power consumption during sleep. Energy efficiency is increased.

* For DC model

Sleep mode power consumption comparison (unit: W)



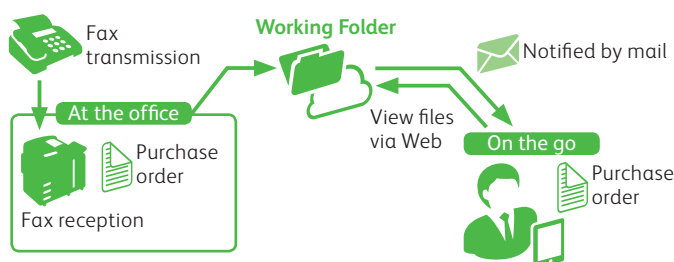
Cloud service connecting directly to the multifunction device

Directly accessible from the multifunction device linking with the Fuji Xerox's cloud service “Working Folder.” You can transfer scanned documents and received fax documents, and also output saved document. In addition to editing documents on the cloud in DocuWorks Desk, you can also view and edit them from your smartphone.

* Agreement to use the Working Folder service is necessary in order to use this function.

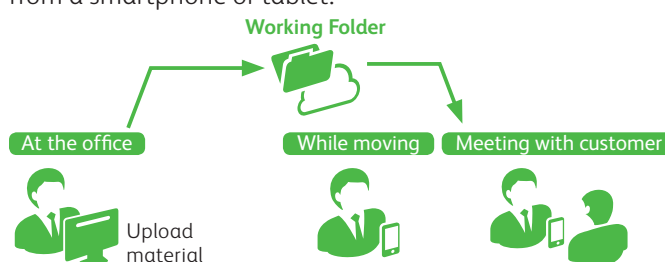
Quickly check received fax on the go

Automatically upload received fax to the Working Folder.



Efficiently perform business activities on the road through mobile coordination

Documents in the Working Folder can be accessed even from a smartphone or tablet.



Specifications of DocuCentre-V 3065 / 3060 / 2060

Basic Specifications/Copy Function

Item	DocuCentre-V 3065	DocuCentre-V 3060	DocuCentre-V 2060	
Type	Desktop / Console			
Memory capacity	4 GB (Max: 4 GB)			
Hard disk capacity*1	250 GB or larger (Usable space: 128 GB)			
Scan Resolution	600 x 600 dpi			
Printing Resolution	1200 x 1200 dpi			
Warm-up Time	32 seconds or less, 14 seconds*2 or less if the main power is on (At room temperature 23°C)			
Original Size	Maximum of 297 x 432 mm (A3, 11 x 17") for both Sheet and Book			
Paper Size	Max	A3, 11 x 17"		
	Min	A5 [Postcard (100 x 148 mm) and Envelope Monarch (191 x 98 mm) when using Bypass Tray]		
	Image loss width	Lead Edge 4.0 mm, Trail Edge 2.0 mm, Right & Left Edges 2.0 mm		
Paper Weight*3	Paper Tray	60 to 256 gsm		
	Bypass Tray	60 to 216 gsm		
First Copy Output Time	4.5 sec. (A4 LEF)			
Continuous Copy Speed*4	A4 LEF / B5 LEF	35 ppm	30 ppm	25 ppm
	A4	26 ppm	23 ppm	19 ppm
	B5	13 ppm	13 ppm	11 ppm
	B4	22 ppm	20 ppm	16 ppm
	A3	19 ppm	17 ppm	14 ppm
Paper Tray Capacity*5	Standard	500 sheets x 1-tray + Bypass Tray 96 sheets		
	Optional	1 Tray Module / 1 Tray Module with Cabinet: 500 sheets x 1-tray 3 Tray Module: 500 sheets x 3-tray		
	Max	2096 sheets [Standard + 3 Tray Module]		
Output Tray Capacity*6	Upper Center: 250 sheets (A4 LEF), Lower Center: 250 sheets (A4 LEF)			
Power Supply	AC220-240 V +/- 10 %, 8 A, 50/60 Hz common			
Maximum Power Consumption	1.76 kW or less (AC220 V +/- 10%)	1.76 kW or less (AC220 V +/- 10%)	1.76 kW or less (AC220 V +/- 10%)	
	1.92 kW or less (AC240 V +/- 10%)	1.92 kW or less (AC240 V +/- 10%)	1.92 kW or less (AC240 V +/- 10%)	
	Sleep Mode: CP: 1.0 W or less (AC230 V +/- 10%)	Sleep Mode: CP: 1.0 W or less (AC230 V +/- 10%)	Sleep Mode: CP: 1.0 W or less (AC230 V +/- 10%)	
	DC: 0.8 W or less (AC230 V +/- 10%)	DC: 0.8 W or less (AC230 V +/- 10%)	DC: 0.8 W or less (AC230 V +/- 10%)	
	Ready Mode: 82 W or less	Ready Mode: 82 W or less	Ready Mode: 82 W or less	
Dimensions	W 590 x D 659 x H 768 mm			
	W 590 x D 659 x H 882 mm (when optional 1 Tray Module is installed.)			
	W 616 x D 659 x H 1119 mm (when optional 1 Tray Module with cabinet is installed.)			
	W 616 x D 659 x H 1119 mm (when optional 3 Tray Module is installed.)			
Weight*7	48 kg			
	59 kg (when optional 1 Tray Module is installed.)			
	73 kg (when optional 1 Tray Module with cabinet is installed.)			
	75 kg (when optional 3 Tray Module is installed.)			

*1: The Storage Hard disk or other storage media capacity is not totally available for customers. *2: For DC model. It is 18 seconds in CP model and 23 seconds when HDD is installed. *3: It is recommended to use Fuji Xerox recommended paper. Correct print output may not be possible depending on the requirement. *4: The speed may be reduced due to the image quality adjustment. *5: 80 gsm paper. *6: 64 gsm paper. *7: Excluding Toner Cartridge.

Print Function (Optional)

Item	Description
Type	Built-in type
Continuous Print Speed*1	Same as the Basic Specifications / Copy Function
Printing Resolution	600 x 600 dpi, 1200 x 1200 dpi
Page Description Language	Standard PCL5 / PCL6
	Optional Adobe® PostScript® 3™
Supported Operating System	Windows 10 (32bit/64bit), Windows 8.1 (32bit/64bit) Windows 8 (32bit/64bit), Windows 7 (32bit/64bit) Windows Vista (32bit/64bit), Windows Server 2019 (64bit) Windows Server 2016 (64bit), Windows Server 2012 R2 (64bit) Windows Server 2012 (64bit), Windows Server 2008 R2 (64bit) Windows Server 2008 (32bit/64bit), Windows Server 2003 (32bit/64bit)
	Standard (Mac OS X Driver) macOS 10.14/10.13/10.12, OS X 10.11/10.10/10.9/10.8, Mac OS X 10.7/10.6/10.5
	Optional (Adobe® PostScript® 3™ Driver) Windows 10 (32bit/64bit), Windows 8.1 (32bit/64bit) Windows 8 (32bit/64bit), Windows 7 (32bit/64bit) Windows Vista (32bit/64bit), Windows Server 2019 (64bit) Windows Server 2016 (64bit), Windows Server 2012 R2 (64bit) Windows Server 2012 (64bit), Windows Server 2008 R2 (64bit) Windows Server 2008 (32bit/64bit), Windows Server 2003 (32bit/64bit) macOS 10.14/10.13/10.12, OS X 10.11/10.10/10.9/10.8, Mac OS X 10.7/10.6/10.5
Interface	Standard Ethernet 1000BASE-T / 100BASE-TX / 10BASE-T, USB2.0

*1: The speed may be reduced due to the image quality adjustment. The printing speed may be reduced depending on the document.

Side Tray (Optional)

Item	Description
Paper Capacity*1	100 sheets
Dimensions	W 353 x D 429 x H 198 mm

*1: 64 gsm paper.

Scan Function (Optional)

Item	Description
Type	Colour Scanner
Scan Resolution	600 x 600 dpi, 400 x 400 dpi, 300 x 300 dpi, 200 x 200 dpi
Scan Speed*1	Duplex Automatic Document Feeder B/W: 55 ppm, Colour: 55 ppm [Fuji Xerox Standard Paper (A4 LEF), 200dpi, to Folder.]
Interface	Standard Ethernet 1000BASE-T / 100BASE-TX / 10BASE-T

*1: The scanning speed varies depending on the documents.

Fax Function (Optional)

Item	Description
Original Size	Max: A3, 11 x 17", Long document (Longest 600 mm)
Recording Paper Size	Max: A3, 11 x 17" Min: A5
Transmission Time	2 seconds and more but fewer than 3 seconds*1
Transmission Mode	ITU-T G3
Applicable Lines	Telephone subscriber line, PBX, Fax communication (PSTN), Maximum 3 ports*2 (G3-3 ports)

*1: When A4 size document with approximately 700 characters is transmitted in standard image-quality (8 x 3.85 lines / mm) and in high-speed mode (28.8 kbps or faster, JBIG). Only indicates the time for transmitting the image information and does not include the communication control time. The total communication time will vary depending on the contents of the document, the type of machine receiving the fax, and line condition. *2: No. of FAX lines is up to 3 ports. Port refers to number of channels for FAX.

Duplex Automatic Document Feeder

Item	DocuCentre-V 3065	DocuCentre-V 3060	DocuCentre-V 2060
Original Size	Max: A3, 11 x 17" Min: A5 *1		
Paper Weight	38 to 128 gsm (In Duplex: 50 to 128 gsm)		
Capacity*2	110 sheets		
Feeding Speed (A4 LEF Simplex)	35 ppm	30 ppm	25 ppm

*1: The minimum custom size is 125 x 85 mm. *2: 64 gsm paper.

Finisher-A1 (Optional)

Item	Description
Type	Sort (Offset available) / Stack (Offset available)
Paper Size	Max: A3, 11 x 17" Min: Postcard (100 x 148 mm)
Paper Weight	60 to 220 gsm
Paper Capacity*1	Finishing Tray [Without Stapling] A4: 500 sheets, B4: 250 sheets, A3 or larger: 200 sheets, Mixed Size Stacking*2 : 250 sheets [With Stapling] 30 sets
	Capacity A4: 50 sheets (90 gsm or less) B4 or larger: 30 sheets (90 gsm or less)
Staple	Paper Size Max: A3, 11 x 17" Min: B5 LEF
	Position Single stapling
Dimensions	W 559 x D 448 x H 246 mm
Weight	12 kg

*1: 64 gsm paper. *2: When larger size sheets are stacked on top of smaller size sheets.

Finisher-B1 (Optional)

Item	Description
Type	Sort (Offset available) / Stack (Offset available)
Paper Size*1	Max: A3, 11 x 17" Min: B5 LEF
Paper Weight	60 to 220 gsm
Paper Capacity*2	[Without Stapling] A4: 2000 sheets, B4 or larger: 1000 sheets, Mixed Size Stacking*3 : 300 sheets [With Stapling] A4: 100 sets or 1000 sheets*4, B4 or larger: 75 sets or 750 sheets [With Booklet Finishing*5] 50 sets or 600 sheets [With Scoring*5] 500 sheets
	Capacity 50 sheets (90 gsm or less)
Staple	Paper Size Max: A3, 11 x 17" Min: B5 LEF
	Position Single stapling or Dual stapling
Punch*6	Number of Holes 2-hole / 4-hole punch or 2-hole / 3-hole punch (US Specifications)
	Paper Size A3, 11 x 17", B4, A4*7, A4 LEF, Letter*7, Letter LEF, B5 LEF
Booklet Finishing*5	Paper Weight 60 to 200 gsm
	Capacity Saddle Staple: 15 sheets, Scoring: 5 sheets
Booklet Finishing*5	Paper Size Max: A3, 11 x 17" Min: A4, Letter
	Paper Weight Saddle Staple: 64 to 80 gsm, Scoring: 64 to 105 gsm
Dimensions	W 657 x D 552 x H 1011 mm, With Booklet Finisher: W 657 x D 597 x H 1081 mm
Weight	28 kg, With Booklet Finisher: 37 kg

Note: Finisher-B1 is available only when optional 1Tray Module with Cabinet or 3 Tray Module is attached to Main Unit. *1: Paper size is smaller than B5, and larger than A3, 11 x 17" can be output from the Center Tray. *2: 64 gsm paper. *3: When larger size sheets are stacked on top of smaller size sheets. *4: 75 sets or 750 sheets with dual stapling. *5: The Booklet Finishing function requires the optional Finisher-B1 Booklet unit. After a job with the Booklet Finishing function specified has been output, the next job may not be delivered until the sheets are removed from the output tray. Also, if larger size sheets are stacked on top of smaller size sheets after a job with the Booklet Finishing function specified has been run, the next job may not be delivered until the sheets are removed from the output tray. *6: The Punch function requires the optional Finisher-B1 Punch unit for 2-hole / 4-hole punch or Finisher-B1 Punch unit for 2-hole / 3-hole punch (US Specifications). *7: 3-hole punch is not applicable.

Notes
1) If the storage media (such as hard disk drives) of the base unit fail, loss of received data, accumulated data, registered setting data, etc. may occur. In no event shall Fuji Xerox be liable for any damages whatsoever arising from loss of data.
2) Functional spare parts will be available for at least 7 years after the product is no longer manufactured.

All product names and company names mentioned in this brochure are trademarks or registered trademarks of their respective companies. The product specifications, appearance and other details in this brochure are subject to change without notice for improvements.

Reproduction Prohibitions Please note that reproduction of the following is prohibited by law : Domestic and foreign currencies, government-issued securities, and national bonds and local bond certificates. Unused postage stamps, post cards, etc. Certificate stamps stipulated by law. Reproducing works forming the subject matter of copyright (literary works, musical works, paintings, engravings, maps, cinematographic works, drawings, photographic works, etc.) is not permitted unless the reproduction is for the purpose of personal use, family use or other similar uses within a limited circle.



For Your Safety
Before using the product, read the Instruction Manual carefully for proper use. Use the product with the power source and voltage specified. Be sure to establish ground connection. Otherwise, electronic shock may result in the case of a failure or short circuit.

astragraphia
member of **ASTRA**



Let's Be Friends ☺



astragraphia document solution



@astragraphia_ds



@astragraphiadocsol